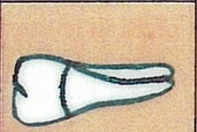



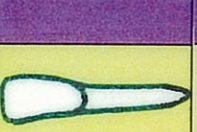









# DENTAL MERIDIAN CHART

<b>ORGANS</b>	Heart Terminal Ileum Duodenum	Pancreas Stomach Esophagus	Lung Large Intestine Bronch	Liver Gallbladder Biliary ducts	Kidney Bladder Ovary/Testicle Prostate/Uterus Rectum/Anus	Kidney Bladder Ovary/Testicle Prostate/Uterus Rectum/Anus	Liver Biliary Ducts	Lung Large Intestine Bronchi	Spleen Stomach Esophagus	Heart Duodenum Jejunum Ileum							
<b>JOINTS</b>	Ulnar side of Shoulder, Hand and Elbow Plantar side of Foot Toes Sacro-Iliac	Jaw Ant. Hip Ant. Knee Medial Ankle	Radial side of Shoulder, Hand and Elbow Foot Big Toe	Posterior Knee Hip Lateral Ankle	Posterior Knee Sacro-coccygeal Posterior ankle	Posterior Knee Sacro-coccygeal Posterior ankle	Posterior Knee Hip Lateral Ankle	Radial side of Shoulder, Hand and Elbow Foot Big Toe	Jaw Anterior Hip Anterior Knee Medial Ankle	Ulnar side of Shoulder, Hand and Elbow Plantar side of Foot Toes Sacro-Iliac							
<b>VERTEBRAE</b>	C-1, 2, 7 TH-1, 5, 6, 7 S-1, 2	C-1, 2 TH-11, 12 L-1	C-1, 2, 5, 6, 7 TH-2, 3, 4 L-4, 5	C-1, 2 TH-8, 9, 10	C-1, 2 L-2, 3 S-3, 4, 5 Coccyx	C-1, 2 L-2, 3 S-3, 4, 5 Coccyx	C-1, 2 TH-8, 9, 10	C-1, 2, 5, 6, 7 TH-2, 3, 4 L-4, 5	C-1, 2 TH-11, 12 L-1	C-1, 2, 7 TH-1, 5, 6, 7 S-1, 2							
<b>ENDOCRINE</b>	Ant. Pituitary	Thyroid (3) Parathyroid (2)	Thymus (4) Post. Pituitary (5)	Intermediate Pituitary Hypothalamus	Pineal	Pineal	Intermediate Pituitary Hypothalamus	Thyroid (13) Post. Pituitary (12)	Thyroid (14) Parathyroid (15)	Ant. Pituitary							
<b>SYSTEMS</b>	Central Nervous Limbic	Breast	Breast (4)					Breast (13)	Breast	Central Nervous Limbic							
<b>SENSORY</b>	Internal Ear Tongue	Oropharynx Larynx Tongue	Nose	Posterior Eye	Nose	Nose	Posterior Eye	Nose	Oropharynx Larynx Tongue	Internal Ear Tongue							
<b>MUSCLES</b>	Trapezius	Abdominal (2) Latissimus (3)	Diaphragm (4) Pectoralis Maj. Clavicular Coracobrachialis Popliteus (5)	Deltoid Ant. Serratus	Subscapularis(7) Neck-Flex and Ext (8)	Subscapularis(10) Neck-Flex and Ext (9)	Deltoid Ant. Serratus	Diaphragm (13) Pectoralis Maj. Clavicular Coracobrachialis Popliteus (12)	Abdominal (15) Latissimus (14)	Trapezius							
<b>SINUS</b>		Maxillary	Ethmoid	Sphenoid	Frontal Sphenoid	Frontal Sphenoid	Sphenoid	Ethmoid	Maxillary								
<b>Tooth Number</b>	<b>1</b>	<b>2</b>	<b>3</b>	<b>4</b>	<b>5</b>	<b>6</b>	<b>7</b>	<b>8</b>	<b>9</b>	<b>10</b>	<b>11</b>	<b>12</b>	<b>13</b>	<b>14</b>	<b>15</b>	<b>16</b>	<b>17</b>
<b>Patient's Right Side</b>																	
<b>SINUS</b>		Ethmoid	Ethmoid	Maxillary	Sphenoid	Sphenoid	Frontal Sphenoid	Frontal Sphenoid	Frontal Sphenoid	Frontal Sphenoid	Sphenoid	Ethmoid	Ethmoid	Maxillary	Ethmoid		
<b>MUSCLES</b>	Psoas	Quadriceps (31) Gracilis (30) Sartorius (30)	Pect. Maj. Sternal (29) Quadratus Lumborum (28) Hamstring	Gluteus Maximus	Tensor Fasciae Latae (26) Pyriformis(26) Gluteus Medius (25)	Tensor Fasciae Latae (23) Pyriformis (23) Gluteus Medius (24)	Gluteus Maximus	Pect. Maj. Sternal (20) Quadratus Lumborum (21) Hamstring	Quadriceps (18) Gracilis (19) Sartorius (19)	Psoas							
<b>SENSORY</b>	Middle Ext. Ear Tongue	Nose	Tongue	Anterior Eye			Anterior Eye	Tongue	Nose	Middle Ext. Ear Tongue							
<b>SYSTEMS</b>	Peripheral Nerves Energy Exchange	Arteries (31) Veins (30)	Lymph(29) Breast				Lymph (20) Breast	Arteries (18) Veins (19)	Peripheral Nerves Energy Exchange								
<b>ENDOCRINE</b>		Ovary and Testicle (28)		Ovary/ Testicle	Adrenals	Adrenals	Ovary/ Testicle	Ovary and Testicle (21)									
<b>VERTEBRAE</b>	C-1, 2, 7 TH-1, 5, 6, 7 S-1, 2	C-1, 2, 5, 6, 7 TH-2, 3, 4 L-4, 5	C-1, 2 TH-11, 12 L-1	C-1, 2 TH-8, 9, 10	C-1, 2 L-2, 3 S-3, 4, 5 Coccyx	C-1, 2 L-2, 3 S-3, 4, 5 Coccyx	C-1, 2 TH-8, 9, 10	C-1, 2, 5, 6, 7 TH-2, 3, 4 L-4, 5	C-1, 2, 7 TH-1, 5, 6, 7 S-1, 2								
<b>JOINTS</b>	Ulnar side of shoulder, Hand and Elbow Plantar side of Foot Toes Sacro-Iliac	Radial side of Shoulder, Hand and Elbow Foot Big Toe	Anterior Hip Anterior Knee Medial Ankle Jaw	Posterior Knee Hip Lateral Ankle	Posterior Knee Sacro-coccygeal Posterior ankle	Posterior Knee Sacro-coccygeal Posterior ankle	Posterior Knee Hip Lateral Ankle	Anterior Hip Anterior Knee Medial Ankle Jaw	Ulnar side of shoulder, Hand and Elbow Plantar side of Foot Toes Sacro-Iliac								
<b>ORGANS</b>	Heart Terminal Ileum Ileo-Cecal Area	Lung Large Intestine Ileo-Cecal Area	Esophagus Stomach Pancreas Pyloric Antrum	Liver Gall Bladder Biliary Ducts	Kidney Bladder Ovary/Testicle Prostate/Uterus Rectum/Anus	Kidney Bladder Ovary/Testicle Prostate/Uterus Rectum/Anus	Liver Biliary Ducts	Esophagus Stomach Spleen	Lung Large Intestine	Heart Ileum Jejunum							